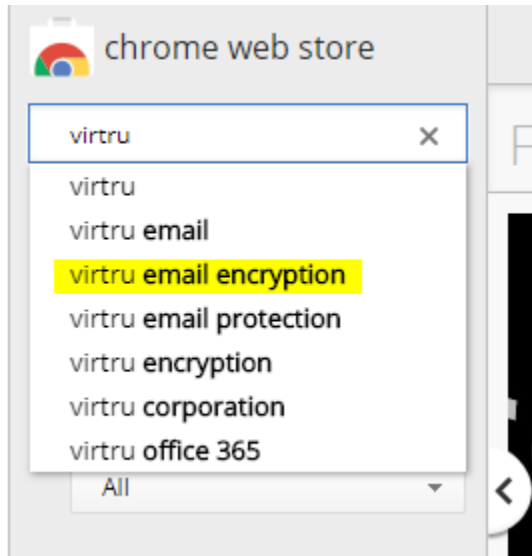
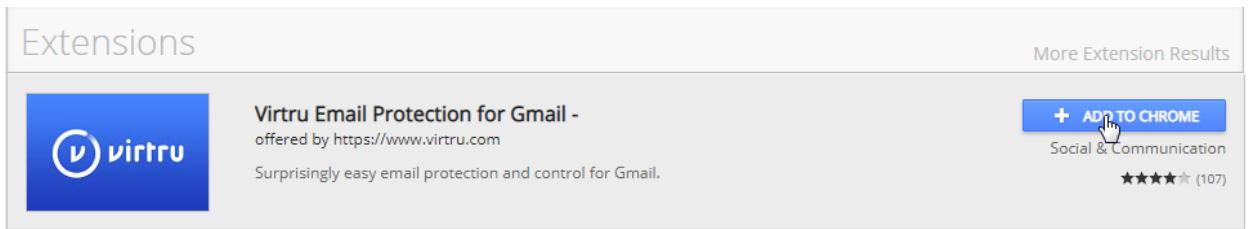


How to install Virtru for Google Chrome

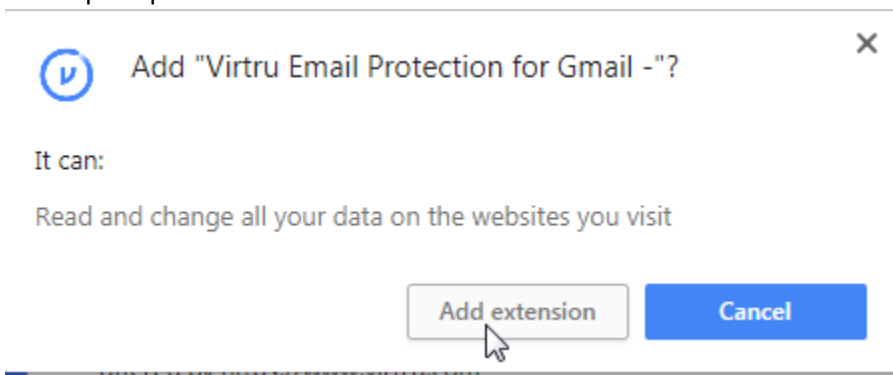
1. From your Google Chrome browser go to the Google Chrome Store
<https://chrome.google.com/webstore/category/extensions>
2. Under the “Search the Store”, search for Virtru and select the Virtru email encryption



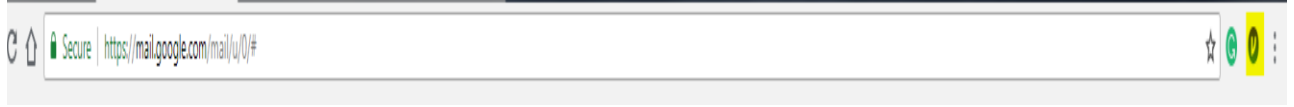
3. Under the Extensions results select the “Virtru Email Protection for Gmail” by clicking the +ADD TO CHROME button.




4. At the prompt click Add Extension

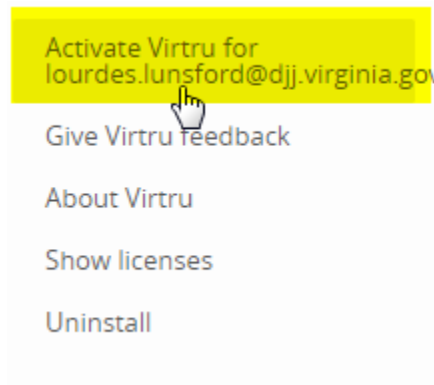


- Once the installation is done, your mailbox will automatically restart and the Virtru icon will appear under your browser bar



- Click the Virtru icon  to activate

- Select Activate for your DJJ email address



- To verify the installation was successful compose a new email and you should see the Virtru Encryption button.

