

Statewide Juvenile Intake Complaints from School Resource Officers (SROs) FY 2017-2020

- An average of 3,424 juvenile intake complaints per FY were from SROs, totaling 7.1% of all juvenile intake complaints.
 - The most frequent types of offenses from SROs were Class 1 Misdemeanor Assault, Class 1 Misdemeanor Disorderly Conduct, non-Class 1 Misdemeanor Narcotics, and the status offense of purchase or possession of tobacco.
- A higher percentage (88.2%) of juvenile intake complaints from SROs were for non-felony offenses compared to other complainants (78.0%). The majority of complaints from SROs (62.4%) were Class 1 Misdemeanors, compared to 35.6% from other complainants.
- Juvenile intake complaints from SROs were slightly less racially disproportionate than complaints from other sources, though Black youth were still disproportionately represented.
- Across offense severities, a higher percentage of juvenile intake complaints from SROs (62.6%) were for youth under 16 years of age compared to other complainants (43.7%).
- Less than half (38.6%) of juvenile intake complaints from SROs were petitioned as the initial intake decision, compared to 65.0% from other complainants.
 - This pattern in petition rate differences occurred across age and racial groups and offense severities. For example, the petition rate was lower for felony complaints from SROs compared to felony complaints from other sources.
 - As DJJ focuses on increasing diversions as part of the agency's Transformation Plan, the petition rate for complaints from SROs has shifted substantially over the past four FYs, decreasing from 47.8% in FY 2017 to 31.2% in FY 2020.
 - Diversion plans for complaints from SROs had slightly higher success rates (87.8%) compared to other complainants (83.4%) across all offense severities (not shown in graphs that follow).

* The 2019-2020 school year (during FY 2020) ended in-person learning in mid-March.

* All complaints from SROs may not be captured if the officer's role was not documented or known by the worker at the time of the complaint. Some jurisdictions assign cases to SROs that may not have occurred at school or school events.

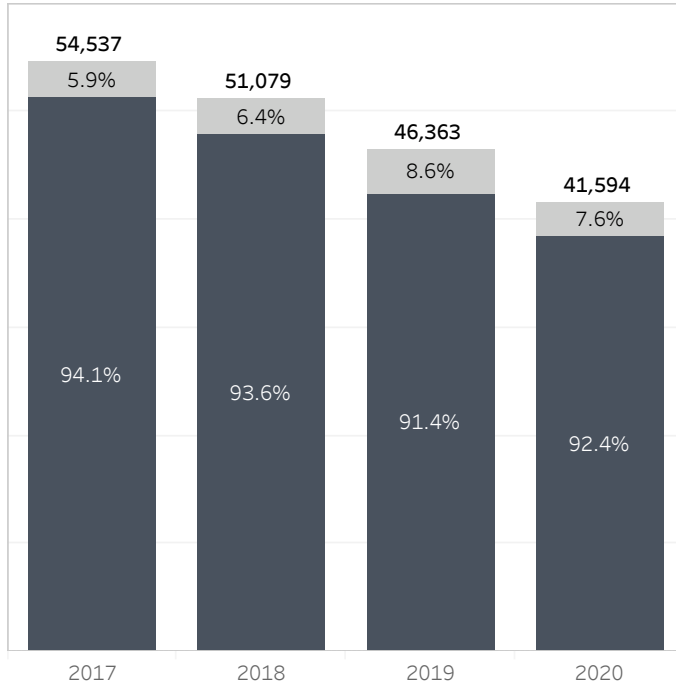
Statewide Juvenile Intake Complaints, FY 2017-2020

(SRO = School Resource Officer; counts and percentages are not displayed for groups with five or fewer complaints)

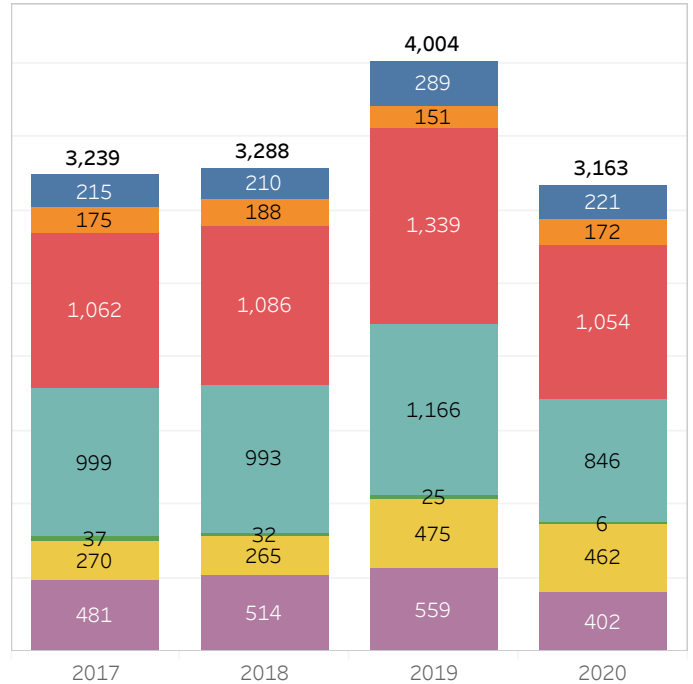
FIPS (Locality)
All

Juvenile Intake Complaints by Complainant

■ SRO
■ Other

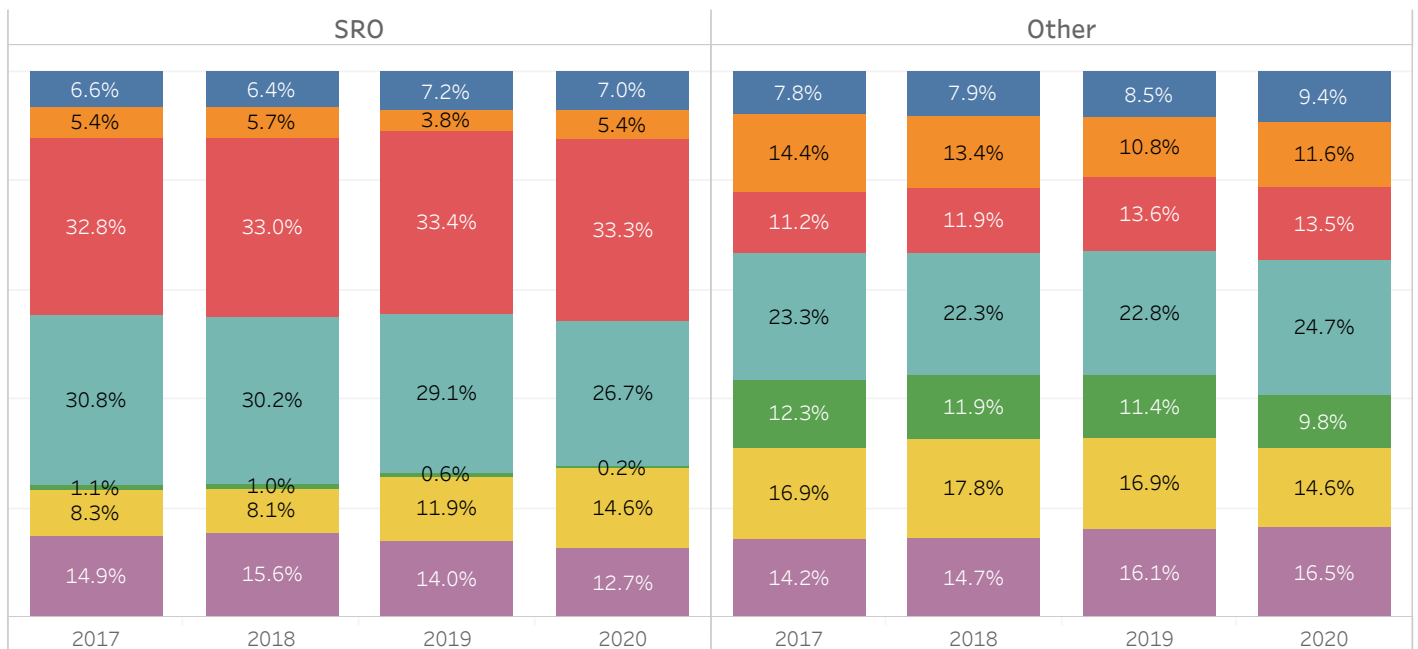


Juvenile Intake Complaints from SROs by Offense Severity



■ Felony against Persons
■ Non-Person Felony
■ Class 1 Misd. against Persons
■ Other Class 1 Misd.
■ Prob./Par./Court Order Viol.
■ Status Offense
■ Other Violation

Offense Severity Comparison between SROs and Other Complainants



On average, an intake case from an SRO included **1.2** complaints.

Statewide Juvenile Intake Complaints from SROs vs. Other Complainants, FY 2017-2020

FIPS (Locality)
All

(SRO = School Resource Officer; percentages are not displayed for groups with five or fewer complaints or due to spacing)

Race

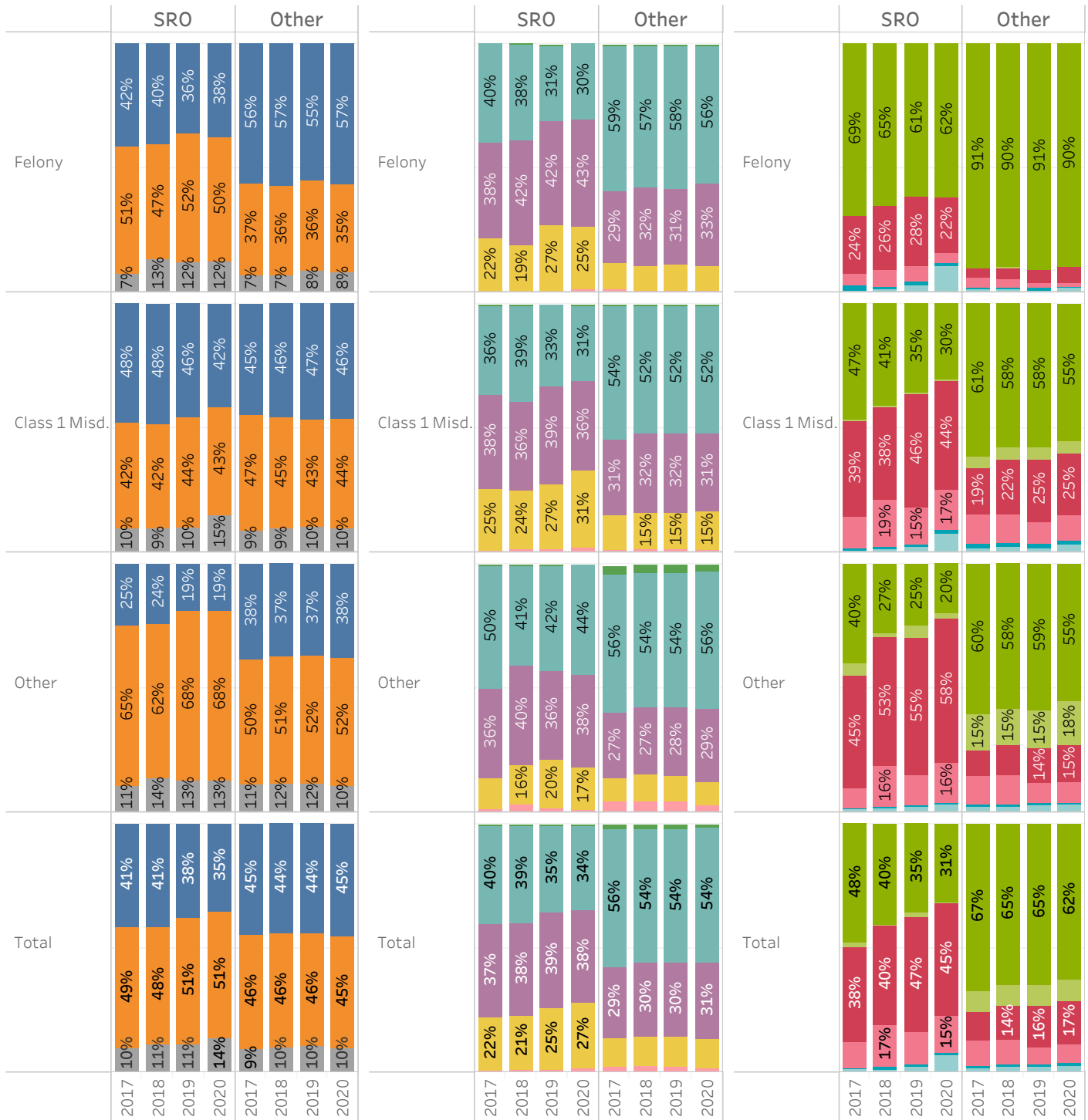
- Black
- White
- Other

Age

- 18-20
- 11-13
- 16-17
- Under 10
- 14-15

Initial Intake Decision

- Petition
- Court Summons
- Diversion Plan
- Resolved
- Unfounded
- Other



Statewide Juvenile Intake Complaints from SROs by Offense, FY 2017-2020

FIPS (Locality)
All

(SRO = School Resource Officer; counts are not displayed for groups with five or fewer complaints; darker blue indicates higher counts of complaints)

	Felony				Class 1 Misd.				Other				Total
	2017	2018	2019	2020	2017	2018	2019	2020	2017	2018	2019	2020	
Abusive Language									12	25	26	11	74
Alcohol					113	98	101	82	16	22	22	20	474
Arson	11	15	14		13	22	16	15					111
Assault	61	47	89	52	895	889	1,154	888					4,075
Burglary		7											19
CHINS									21	36	32	20	109
CHINSup									61	67	29	42	199
Computer					13	31	45	22					113
Contempt of Court									38	32	24	6	100
Disorderly Conduct					415	420	539	387					1,761
Escapes													
Extortion	44	62	81	50	61	31	36	35					400
Failure to Appear													9
Fraud		9	9	33	15	23	22	22					139
Gangs													
Kidnapping	7			7									18
Larceny	79	88	35	59	99	72	124	96					652
Misc./Other			8					6	15	8			59
Narcotics	70	66	81	62	42	33	38	18	391	421	421	317	1,960
Obscenity	56	68	85	75	18	38	48	36	27	16	58	25	550
Obstruction of Justice					33	29	25	30					129
Other Status Offense									188	162	414	400	1,164
Paraphernalia					7	7	11						30
Probation Violation													
Protective Orders					6								14
Robbery	6	10		10									29
Sexual Abuse	9				31	39	32	49					170
Sexual Offense													6
Telephone					12	37	23	11					87
Traffic					9	18	12	10	6		8	16	83
Trespass					75	93	65	52	8	8	8		310
Vandalism	9		11	9	59	63	91	58			9		324
Weapons	21	11	13	12	136	130	115	78					519
Total	390	398	440	393	2,061	2,079	2,505	1,900	788	811	1,059	870	13,694

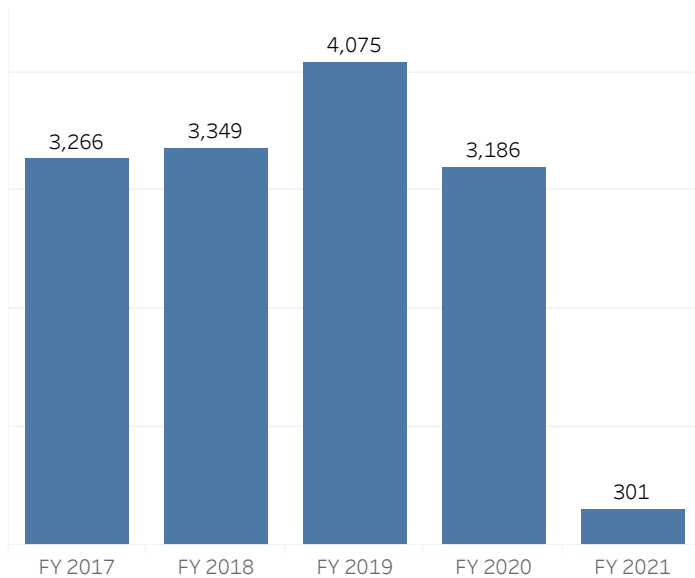
Most Common Virginia Crime Codes (VCCs) from SROs, FY 2017-2020

		FY				Total
		2017	2018	2019	2020	
ASL-1313-M1	SIMPLE ASSAULT / ASSAULT AND BATTERY	717	772	963	724	3,176
DIS-5311-M1	DISORDERLY CONDUCT	415	420	539	387	1,761
NAR-3020-M9	POSSESS - FIRST OFFENSE	346	388	412	316	1,462
FAM-3856-J9	Purchase, attempted purchase or possession of tobacco by minor	184	158	414	400	1,156
ASL-1312-M1	SIMPLE ASSAULT, ON A TEACHER, PRINCIPAL ETC.	140	70	123	92	425

FY 2021 Update

(Data on subsequent pages may vary slightly from the FY 2017-2020 report due to different dates of data download.)

Juvenile Intake Complaints from School Resource Officers (SROs)



* The 2019-2020 school year (during FY 2020) ended in-person learning in mid-March. Many school districts continued remote or hybrid learning throughout FY 2021.

* All complaints from SROs may not be captured if the officer's role was not documented or known by the worker at the time of the complaint. Some jurisdictions assign cases to SROs that may not have occurred at school or school events.

By Offense

	FY 2017	FY 2018	FY 2019	FY 2020	FY 2021
Alcohol	129	122	124	102	8
Arson	24	39	31	19	1
Assault	970	956	1,252	952	52
CHINS	21	36	32	21	6
CHINSup	62	67	32	44	33
Computer	13	33	45	22	6
Contempt of Ct.	38	32	30	7	22
Dis. Conduct	417	421	543	391	2
Extortion	108	95	121	85	8
Fraud	20	33	31	55	
Larceny	180	161	161	154	4
Narcotics	504	531	545	399	33
Obscenity	101	125	198	136	17
Obst. of Just.	38	31	29	33	
Other Status	189	173	429	402	80
Sexual Abuse	42	41	41	51	2
Telephone	13	41	23	11	3
Traffic	15	21	20	26	1
Trespass	84	101	73	53	
Vandalism	70	74	114	72	8
Weapons	158	147	131	91	13
Other	70	69	70	60	2

By Locality

Locality	FY 2017	FY 2018	FY 2019	FY 2020	FY 2021
Albemarle Co.	59	46	65	77	
Alleghany Co.	20	32	48	50	4
Appomattox Co.	34	45	35	19	2
Arlington Co.	25	25	40	10	
Botetourt Co.	42	46	40	25	
Caroline Co.	71	50	57	48	1
Carroll Co.	53	33	48	21	12
Charlottesville	36	14	21	16	
Chesapeake	102	80	100	71	8
Chesterfield Co.	169	359	439	241	8
Culpeper Co.	75	55	13	46	2
Danville	44	31	26	39	4
Dickenson Co.	24	13	38	74	13
Dinwiddie Co.	15	34	38	1	
Fairfax Co.	32	138	54	46	
Floyd Co.	34	18	34	24	2
Gloucester Co.	32	35	12	14	3
Greene Co.	42	6	9	61	
Halifax Co.	87	49	34	5	
Hampton	28	30	21	12	
Hanover Co.	20	47	28	10	
Henrico Co.	194	188	244	140	6
King George Co.	23	41	10	7	
Lee Co.	9	7	47	19	2
Loudoun Co.	48	158	175	114	4
Louisa Co.	16		65	32	15
Lunenburg Co.	17	11	42	46	1
Lynchburg	68	126	116	100	1
Montgomery Co.	28	28	66	47	6
Newport News	11	34	31	19	
Northampton Co.		19	73	47	12
Pittsylvania Co.	41	22	25	61	
Prince William Co.	324	257	481	479	3
Pulaski Co.	30	25	36	19	6
Richmond	12	52	19	28	
Roanoke Co.	36	49	1		
Rockingham Co.	37	67	47	30	5
Shenandoah Co.	19	18	157	194	2
Smyth Co.	57	54	82	56	2
Spotsylvania Co.	72	47	26	48	
Stafford Co.	40	96	179	183	7
Suffolk	178	38	54		1
Virginia Beach	80	50	30	48	2
Warren Co.	59	53	118	37	15
Washington Co.	17	23	16	27	5
Wise Co.	100	66	82	75	27
Wythe Co.	75	75	93	52	12

* Localities with lower counts of juvenile intake complaints from SROs during FY 2017-2020 are not displayed individually but are included in the statewide totals.

Juvenile Intake Complaints from SROs - Locality Breakdowns

		FY 2019	FY 2020	FY 2021
Albemarle Co.	Alcohol	7	4	
	Assault	21	25	
	CHINS		2	
	CHINSup	1		
	Dis. Conduct	2	2	
	Extortion		5	
	Fraud	1		
	Larceny	4	8	
	Narcotics	14	17	
	Obscenity	1	2	
	Obst. of Just.	1		
	Other Status	5	4	
	Sexual Abuse	2	2	
	Telephone	1		
	Trespass	1		
	Vandalism	1	3	
	Weapons	3		
	Other		3	
	Total		65	77
Alleghany Co.	Assault	12	7	
	CHINS	1	4	2
	CHINSup		2	
	Dis. Conduct	4	5	1
	Extortion	1	1	
	Fraud	11	20	
	Larceny		6	
	Narcotics		3	
	Obscenity	10		1
	Telephone	7		
	Traffic	1		
	Vandalism	1		
	Weapons		2	
Total	48	50	4	
Appomattox Co.	Alcohol	1	2	1
	Arson	1	1	
	Assault	7	2	
	CHINS	1		
	CHINSup	1		
	Contempt of Ct.	1		
	Larceny	1		1
	Narcotics	2	1	
	Obscenity	1	2	
	Other Status	17	11	
	Trespass	2		
	Total	35	19	2

		FY 2019	FY 2020	FY 2021
Arlington Co.	Alcohol	14	3	
	Assault	1	1	
	Dis. Conduct	3		
	Larceny	1	1	
	Narcotics	14	3	
	Other Status	3	1	
	Traffic	1		
	Trespass	1		
	Weapons	1	1	
	Other	1		
	Total	40	10	
Botetourt Co.	Alcohol	2		
	Assault	5	4	
	CHINS	2		
	Dis. Conduct		5	
	Extortion	3	2	
	Larceny	1		
	Narcotics	9	8	
	Obscenity	6	1	
	Obst. of Just.		4	
	Other Status	2		
	Sexual Abuse	1		
	Telephone	4		
	Traffic	1		
Vandalism	1			
Weapons	3	1		
Total	40	25		
Caroline Co.	Alcohol	1	4	
	Assault	24	20	
	CHINS	1		
	Computer	1		
	Dis. Conduct	12	3	
	Extortion	1	2	
	Fraud		2	
	Larceny		1	
	Narcotics	8	4	
	Obscenity	1	1	
	Obst. of Just.		2	
	Other Status	2	6	
	Traffic			1
Vandalism	1			
Weapons	4	3		
Other	1			
Total	57	48	1	

Juvenile Intake Complaints from SROs - Locality Breakdowns

		FY 2019	FY 2020	FY 2021
Carroll Co.	Alcohol	1		
	Arson	1		
	Assault	29	10	2
	CHINSup			10
	Dis. Conduct		2	
	Extortion	1		
	Narcotics	4	4	
	Obscenity	1		
	Other Status	5	5	
	Telephone	3		
	Weapons	1		
	Other	2		
	Total		48	21
Charlottesville	Alcohol		1	
	Assault	12	9	
	Dis. Conduct	2	1	
	Larceny	2	1	
	Narcotics	4	3	
	Obst. of Just.		1	
	Vandalism	1		
Total		21	16	
Chesapeake	Alcohol	1		
	Arson	1	1	
	Assault	26	15	2
	CHINSup			1
	Computer	2		
	Dis. Conduct	10	6	
	Extortion	6	3	
	Fraud		14	
	Larceny	7	9	
	Narcotics	18	1	1
	Obscenity		1	3
	Other Status	9	7	1
	Traffic		3	
	Trespass	9	3	
	Vandalism	4	4	
	Weapons	3	3	
	Other	4	1	
Total		100	71	8

		FY 2019	FY 2020	FY 2021
Chesterfield Co.	Alcohol	8	7	
	Arson	4	1	
	Assault	224	113	
	CHINSup		4	
	Computer	5		
	Dis. Conduct	52	19	
	Extortion	6	2	
	Fraud	2	2	
	Larceny	4	3	1
	Narcotics	67	59	4
	Obscenity	7	4	1
	Obst. of Just.	3	1	
	Sexual Abuse	2	1	
	Telephone		1	
	Traffic	6		
	Trespass	17	6	
	Vandalism	11	8	
Weapons	17	10	2	
Other	4			
Total		439	241	8
Culpeper Co.	Alcohol	1		
	Assault	3	15	1
	Dis. Conduct	1	4	
	Extortion		2	
	Fraud		1	
	Larceny		4	
	Narcotics		5	
	Obscenity	1		1
	Obst. of Just.	1		
	Other Status		12	
	Sexual Abuse	4		
	Trespass	2	1	
	Weapons		2	
Total		13	46	2
Danville	Alcohol	1	2	
	Assault	13	16	3
	Dis. Conduct	8	8	
	Extortion	1	3	
	Fraud		1	
	Larceny		1	
	Narcotics	1	1	
	Other Status		1	
	Traffic		2	
	Trespass		1	
	Vandalism		2	1
	Weapons	1	1	
	Other	1		
	Total		26	39

Juvenile Intake Complaints from SROs - Locality Breakdowns

		FY 2019	FY 2020	FY 2021
Dickenson Co.	Alcohol	1		1
	Assault	6	6	1
	CHINS	2	3	
	Contempt of Ct.	1		
	Larceny		1	
	Narcotics	5	2	3
	Obscenity		1	
	Other Status	22	59	8
	Sexual Abuse	1		
	Other		2	
	Total		38	74
Dinwiddie Co.	Alcohol	3		
	Assault	5		
	Dis. Conduct	9		
	Extortion	2		
	Larceny	5		
	Narcotics	6	1	
	Vandalism	1		
	Weapons	6		
	Other	1		
	Total		38	1
Fairfax Co.	Arson	1		
	Assault	17	9	
	CHINSup	3	2	
	Computer		4	
	Dis. Conduct	1	1	
	Extortion	2	2	
	Larceny	2		
	Narcotics	16	18	
	Obscenity	1		
	Other Status	3		
	Trespass	2	1	
	Vandalism	2		
	Weapons	2	3	
	Other	2	6	
	Total		54	46

		FY 2019	FY 2020	FY 2021
Floyd Co.	Alcohol	2	1	
	Assault	1	7	
	Dis. Conduct	1		
	Fraud	1		
	Larceny	2	2	
	Narcotics	6	1	1
	Obscenity		3	1
	Other Status	10	8	
	Traffic	5		
	Vandalism		1	
	Weapons	4	1	
Other	2			
Total		34	24	2
Gloucester Co.	Alcohol	1		
	Assault	3	3	
	Extortion		1	
	Narcotics	8	2	1
	Other Status		6	2
	Weapons		2	
	Total		12	14
Greene Co.	Alcohol		1	
	Assault	2	21	
	Dis. Conduct	1	27	
	Extortion	1		
	Narcotics	2	9	
	Other Status	2	3	
	Trespass	1		
	Total		9	61

Juvenile Intake Complaints from SROs - Locality Breakdowns

		FY 2019	FY 2020
Halifax Co.	Alcohol	1	
	Assault	24	1
	Dis. Conduct	4	1
	Larceny	1	
	Obscenity	1	
	Obst. of Just.	1	
	Trespass		1
	Vandalism	1	
	Weapons	1	2
	Total	34	5
Hampton	Assault	13	3
	Dis. Conduct	2	2
	Extortion		1
	Larceny		1
	Narcotics	2	3
	Obst. of Just.	1	
	Other Status		1
	Trespass	2	1
	Other	1	
	Total	21	12
Hanover Co.	Alcohol	3	2
	Assault	6	5
	Dis. Conduct	1	
	Larceny	1	
	Narcotics	6	1
	Obst. of Just.		1
	Other Status	1	
	Trespass	3	
	Vandalism	2	
	Weapons	5	1
Total	28	10	

		FY 2019	FY 2020	FY 2021
Henrico Co.	Alcohol	1	6	
	Arson	1	2	
	Assault	75	43	3
	Computer		1	
	Contempt of Ct.	9	1	
	Dis. Conduct	59	30	
	Extortion	6	2	
	Fraud	2		
	Larceny	8	15	
	Narcotics	38	20	3
	Obscenity	2	2	
	Obst. of Just.	1	2	
	Other Status	4	1	
	Trespass	13	11	
	Vandalism	14		
	Weapons	8	4	
	Other	3		
Total	244	140	6	
King George Co.	Assault	2	4	
	CHINS	1		
	Dis. Conduct	2	3	
	Narcotics	2		
	Other Status	2		
	Weapons	1		
Total	10	7		
Lee Co.	Assault	24	5	
	Narcotics	3	3	
	Obscenity	3	1	
	Other Status	13	5	1
	Sexual Abuse	1		
	Vandalism		3	1
	Other	3	2	
	Total	47	19	2

Juvenile Intake Complaints from SROs - Locality Breakdowns

		FY 2019	FY 2020	FY 2021	
Loudoun Co.	Alcohol	14	4		
	Assault	35	41	1	
	CHINSup		1		
	Computer	12	1	3	
	Dis. Conduct	11	3		
	Extortion	6	2		
	Fraud		1		
	Larceny	13	2		
	Narcotics	24	31		
	Obscenity	17	5		
	Obst. of Just.	2			
	Other Status	24	14		
	Sexual Abuse		2		
	Trespass	3	2		
	Vandalism	8	3		
	Weapons	5	1		
	Other	1	1		
	Total		175	114	4
Louisa Co.	Alcohol	9	4		
	Arson		1	1	
	Assault	9	4	1	
	Computer	1			
	Dis. Conduct	1		1	
	Extortion		5	1	
	Larceny	3		1	
	Narcotics	14	3	3	
	Obscenity	17	6	4	
	Other Status	3	2	3	
	Sexual Abuse	4	1		
	Traffic		4		
	Vandalism	2			
	Weapons	2	2		
	Total		65	32	15
Lunenburg Co.	Alcohol	2			
	Arson	1			
	Assault	15	18	1	
	Dis. Conduct	13	21		
	Extortion	4	1		
	Larceny	1			
	Narcotics		1		
	Other Status	3	1		
	Sexual Abuse		3		
	Trespass	1			
	Weapons	2			
	Other		1		
	Total		42	46	1

		FY 2019	FY 2020	FY 2021
Lynchburg	Arson	3	3	
	Assault	42	35	1
	CHINSup	1	3	
	Computer	2		
	Dis. Conduct	44	36	
	Extortion		3	
	Fraud	1		
	Larceny	4	2	
	Narcotics	7	6	
	Obscenity		3	
	Obst. of Just.		2	
	Other Status	1		
	Telephone		2	
	Trespass		3	
Vandalism	2	2		
Weapons	5			
Other	4			
Total		116	100	1
Montgomery Co.	Alcohol		3	
	Assault	25	14	
	Computer		2	2
	Contempt of Ct.	1		
	Dis. Conduct	1	10	
	Extortion		1	1
	Larceny		1	
	Narcotics	11	7	3
	Obscenity		1	
	Obst. of Just.	1		
	Other Status	19	6	
	Vandalism		1	
	Weapons		1	
Other	8			
Total		66	47	6
Newport News	Arson	2	3	
	Assault	15	10	
	Dis. Conduct	1		
	Extortion	2		
	Larceny	1		
	Narcotics	6	3	
	Trespass	1		
	Weapons	3	3	
Total		31	19	

Juvenile Intake Complaints from SROs - Locality Breakdowns

		FY 2019	FY 2020	FY 2021	
Northampton Co.	Alcohol		4		
	Arson	2			
	Assault	31	20	8	
	Computer		1		
	Dis. Conduct	23	17		
	Extortion	1	2	4	
	Larceny	4			
	Narcotics	7			
	Obscenity	1			
	Obst. of Just.	1			
	Sexual Abuse		1		
	Traffic	1			
	Vandalism	1			
	Other	1	2		
	Total		73	47	12
	Pittsylvania Co.	Alcohol	4	4	
Arson			2		
Assault		6	13		
Computer		2			
Dis. Conduct			1		
Extortion			1		
Larceny		3	1		
Narcotics		3	9		
Obscenity			1		
Other Status		3	20		
Sexual Abuse		1			
Traffic		1	3		
Trespass			1		
Weapons		2	2		
Other			3		
Total		25	61		

		FY 2019	FY 2020	FY 2021
Prince William Co.	Alcohol	1	4	1
	Arson	5	5	
	Assault	92	107	
	CHINS		1	
	CHINSup	3	3	1
	Computer	10	1	
	Contempt of Ct.	1	2	
	Dis. Conduct	125	109	
	Extortion	18	18	
	Fraud	5	2	
	Larceny	38	37	
	Narcotics	59	63	1
	Obscenity	41	37	
	Obst. of Just.	11	9	
	Other Status	24	24	
	Sexual Abuse	12	7	
	Telephone		2	
	Traffic		6	
	Trespass	6	16	
	Vandalism	11	5	
Weapons	12	8		
Other	7	13		
Total		481	479	3
Pulaski Co.	Alcohol	1		
	Assault	9	10	3
	CHINS		1	
	Dis. Conduct	4	4	
	Extortion	4		
	Larceny	2		
	Narcotics	5	1	
	Obscenity	1		
	Obst. of Just.	1		
	Other Status	7	1	
	Sexual Abuse			1
	Vandalism	1	2	
	Weapons			2
	Other	1		
Total		36	19	6
Richmond	Assault	6	12	
	Contempt of Ct.	2		
	Dis. Conduct	4	2	
	Extortion	3	1	
	Larceny	1		
	Narcotics	1	11	
	Sexual Abuse		1	
	Trespass	1	1	
	Vandalism	1		
Total		19	28	
Roanoke Co.	Assault	1		
	Total	1		

Juvenile Intake Complaints from SROs - Locality Breakdowns

		FY 2019	FY 2020	FY 2021
Rockingham Co.	Alcohol	3	1	
	Assault	12	11	2
	Contempt of Ct.	3		
	Dis. Conduct	17	2	
	Larceny		3	
	Narcotics	7	11	1
	Obscenity	1	1	
	Other Status	1	1	
	Weapons	3		2
	Total	47	30	5
Shenandoah Co.	Alcohol	2	12	
	Assault	55	53	
	CHINS	1		
	CHINSup	2	2	
	Computer	8	2	
	Dis. Conduct	15	20	
	Extortion	6	3	
	Fraud		2	
	Larceny	11	2	
	Narcotics	9	3	1
	Obscenity	12	16	
	Obst. of Just.	2	4	
	Other Status	25	54	1
	Sexual Abuse		7	
	Telephone		1	
	Trespass		1	
	Vandalism	9	6	
Weapons		6		
Total	157	194	2	
Smyth Co.	Alcohol	12	2	
	Assault	33	17	
	CHINSup	2		
	Computer		2	
	Extortion	1		
	Larceny	7	5	1
	Narcotics	7	1	
	Obscenity	5	8	
	Other Status	8	11	1
	Sexual Abuse		1	
	Trespass	3	2	
	Vandalism	3	2	
	Weapons	1	1	
	Other		4	
	Total	82	56	2

		FY 2019	FY 2020	FY 2021
Spotsylvania Co.	Alcohol		1	
	Assault	12	16	
	CHINSup		2	
	Dis. Conduct	1	4	
	Extortion		2	
	Larceny	1	6	
	Narcotics	5	4	
	Obst. of Just.		1	
	Other Status		1	
	Sexual Abuse	1		
	Telephone	1		
	Trespass	3		
	Vandalism		2	
	Weapons	1	2	
Other	1	7		
Total	26	48		
Stafford Co.	Alcohol	7	8	1
	Arson	3		
	Assault	50	73	1
	Computer		2	
	Dis. Conduct	28	10	
	Extortion	11	7	
	Fraud		6	
	Larceny	9	14	
	Narcotics	24	17	2
	Obscenity	19	16	
	Obst. of Just.		3	
	Other Status	14	2	2
	Sexual Abuse	3	4	
	Traffic		1	
Vandalism	7	11		
Weapons	4	6	1	
Other		3		
Total	179	183	7	
Suffolk	Alcohol	1		
	Assault	29		
	CHINSup			1
	Dis. Conduct	13		
	Extortion	5		
	Larceny	2		
	Narcotics	2		
	Other Status	1		
	Vandalism	1		
	Total	54		1

Juvenile Intake Complaints from SROs - Locality Breakdowns

		FY 2019	FY 2020	FY 2021	
Virginia Beach	Alcohol		1		
	Assault	3	9		
	CHINS	1			
	CHINSup	2	10		
	Contempt of Ct.	1			
	Dis. Conduct	2	6		
	Extortion	6			
	Fraud		2		
	Larceny	1	1		
	Narcotics	10	12		
	Other Status	3	6		
	Weapons			2	
	Other	1	1		
	Total		30	48	2
Warren Co.	Alcohol	1			
	Assault	23	15		
	CHINSup			4	
	Contempt of Ct.	1		1	
	Dis. Conduct	14	4		
	Extortion	5	4		
	Fraud		1		
	Larceny	3			
	Narcotics	13	5		
	Obscenity	7			
	Obst. of Just.		1		
	Other Status	32	3	7	
	Sexual Abuse	1			
	Telephone	1			
	Vandalism	7	2	1	
	Weapons	2		2	
Other	8	2			
Total		118	37	15	
Washington Co.	Alcohol	1	4		
	Assault	4	2		
	Extortion	2			
	Larceny		1		
	Narcotics	5	3		
	Other Status	4	15	3	
	Sexual Abuse			1	
	Vandalism		1		
	Weapons		1	1	
	Total		16	27	5

		FY 2019	FY 2020	FY 2021
Wise Co.	Alcohol	1	2	
	Arson	2		
	Assault	12	13	4
	CHINS	1		1
	CHINSup		2	
	Dis. Conduct	6	1	
	Larceny		1	
	Narcotics	1	1	
	Obscenity	1	3	
	Obst. of Just.		1	
	Other Status	48	46	22
	Sexual Abuse	1	2	
	Telephone	1	2	
	Traffic	1		
	Trespass	1		
	Vandalism	2		
Weapons	2	1		
Other	2			
Total		82	75	27
Wythe Co.	Alcohol	1		
	Arson	1		
	Assault	21	27	5
	CHINS	1	1	
	Computer		2	
	Dis. Conduct	4	1	
	Extortion	5	3	
	Fraud	3		
	Larceny	3	1	
	Narcotics	3		1
	Obscenity	10	2	
	Obst. of Just.	1		
	Other Status	31	6	4
	Telephone			2
	Traffic	2	1	
	Trespass	1		
Vandalism	3	4		
Weapons	1			
Other	2	4		
Total		93	52	12